



**Pump specifications:**

Type.....	B70-250
Max. flow .....	70 m <sup>3</sup> /hour (310 US GPM)
Max. pressure .....	74 mwc (230 ft.)
Connections.....	See page "auxiliary items"
Solids handling .....	12 mm (0.5")
Impeller type .....	Open impeller
Engine .....	Hatz 2M41
Emission standard ..	Stage IIIA
Starter .....	Electric start
Frame .....	Wheelbarrow frame
Dry weight.....	595 kg (1310 lb.)

**FEATURES**

**B self-priming centrifugal pump**

The B range of pumps has been designed with a clear focus on reliability, efficiency and durability, ranging from 1-1/2" to 12". Featuring an open impeller configuration in combination with a changeable wear plate, facilitating servicing and minimising costs of spares. All B series pumps are fitted with a non-return valve in the suction port, eliminating the need for a foot valve in suction line and allowing quick priming.

**Design features**

- Basic, reliable technology
- Large solids handling capacity
- Suitable for use with hot fluids
- Wet self-priming
- Cooled shaft seal

**Fields of application**


- Shipping
- Industry
- Construction
- Waste water management
- Emergency pump units
- Irrigation
- Agriculture

**Complete package designed & built by BBA Pumps**

- Complete in-house design & production
- Over 60 years of experience in the market
- Extensive testing facility in-house
- Contemporary & functional design
- Durable & eco-friendly materials
- Custom builds available

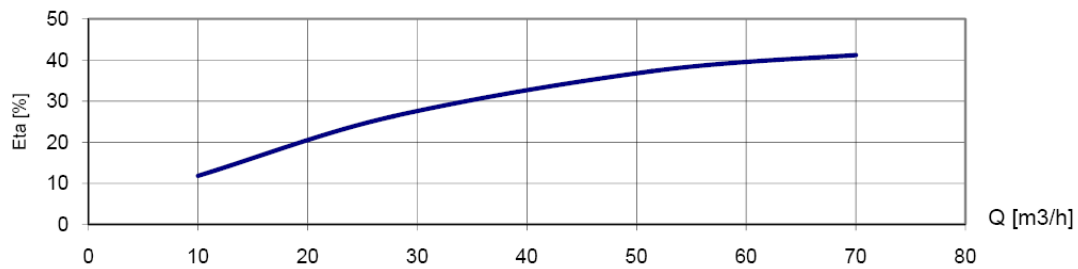
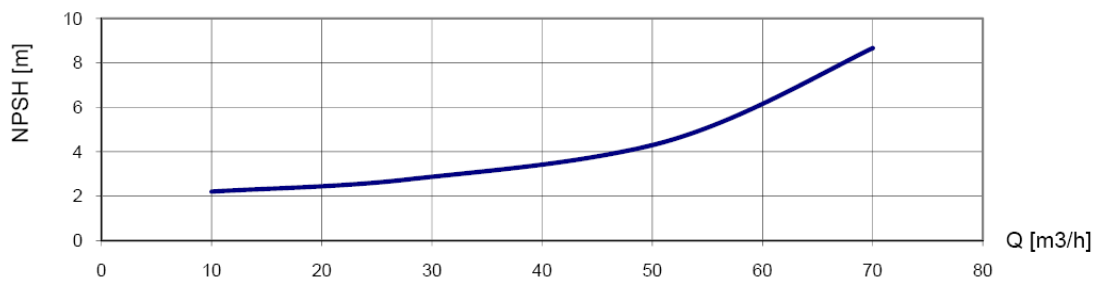
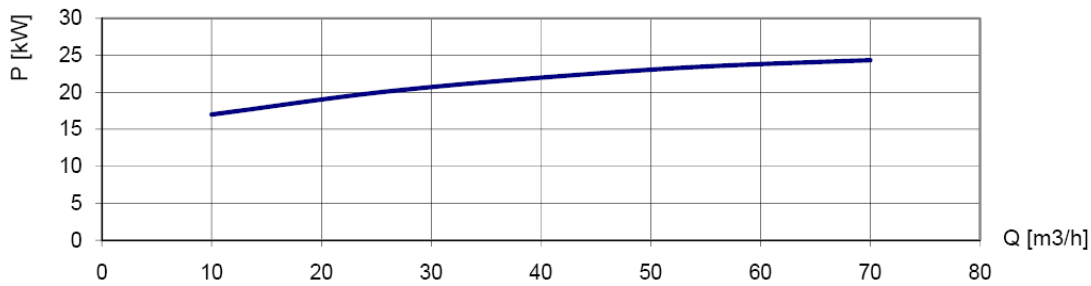
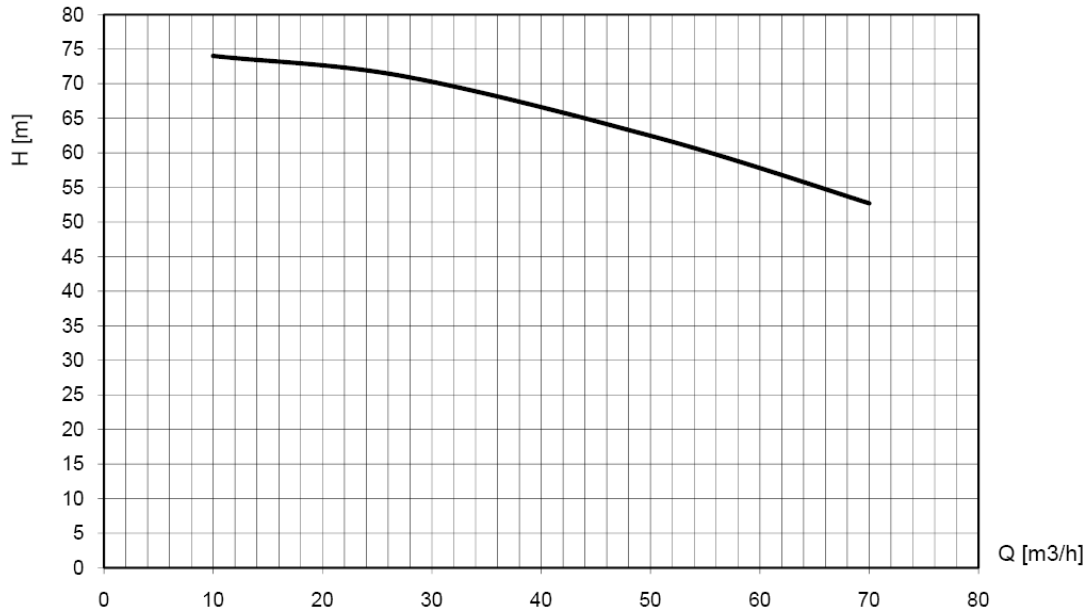
**After sales service & product support**

- Single supplier for parts, spares & accessories
- Dedicated customer help-desk (24h service)
- Dedicated service department in-house
- Global parts distribution network
- Optional global on-site servicing
- Extensive training options available (technical & commercial), on-site or in-house



**PERFORMANCE CURVES (2900 RPM)**

Continuous duty according ISO 9906



**STANDARD TECHNICAL SPECIFICATIONS**

**BBA self-priming pump**

Pump type.....	B70-250
Max. flow.....	70 m <sup>3</sup> /hour (310 US GPM)
Max. head.....	74 mwc (230 feet)
Impeller type .....	Open impeller
Solids handling .....	12 mm (0.5 inch)
Pump casing.....	Cast iron GG20
Impeller .....	Cast iron GG20
Wear plate .....	Cast iron GG20
Pump shaft.....	C45
Shaft seal.....	Mechanical seal
O-ring.....	Viton



**Engine**

Engine brand .....	Hatz
Engine type.....	2M41
Power.....	26,3 kW (36 Hp)
Max. engine speed .....	3000 RPM
Fuel consumption .....	250 g/kWh
Displacement.....	1.716 l
Number of cylinders.....	2
Cooling system .....	Air cooled
Starting method .....	Electric start
Exhaust emission .....	Stage IIIA



*Hatz M-series*

**Frame**





Frame type.....	Wheelbarrow
Material .....	Galvanized
Fuel tank .....	Approx. 21 L
Lifting point .....	Fitted with single lifting point
Connections.....	Please consult "auxiliary items"
Tires.....	2 rubber tires







**General**

- Steel fuel tank 21 L. net (5.7 US Gallon)
- Fuel tank cap Ø 60 mm
- Mechanical fuel injection system
- Premium quality battery

**AUXILIARY ITEMS**
**Discharge connections**

Art.nr.	Description	
23294	Bend 90°, galvanized, with Storz NA81 coupling	
23290	Bend 90°, galvanized, with Storz NA89 coupling	
23297	Bend 90°, galvanized, with Storz NA81 coupling and gate valve	
23296	Bend 90°, galvanized, with Storz NA89 coupling and gate valve	
1866156030	Bend 90°, galvanized, with 3" male (ball) System C quick coupling	
23295	Bend 90°, galvanized, with 3" male (ball/lever) System B quick coupling	
23298	Bend 90°, galvanized, with 3" male (ball) System C quick coupling and gate valve	
23299	Bend 90°, galvanized, with 3" male (ball/lever) System B quick coupling and gate valve	

**Suction connections**

Art.nr.	Description	
1866155270	3" quick coupling male (ball), System C, galvanized	
3601448	3" quick coupling female (cup), System B, galvanized	
3101213	3" quick coupling female (cup/lever), System C, galvanized	
3601442	3" quick coupling male (ball/hendel), System B, galvanized	
3101227	4" quick coupling male (ball), System C, galvanized	
3601450	4" quick coupling female (cup), System B, galvanized	
3101217	4" quick coupling female (cup/lever), System C, galvanized	
3601444	4" quick coupling male (ball/lever), System B, galvanized	